

U.S.C.G. Merchant Marine Exam

Master Near Coastal Less than 100 Gross Registered Tons

Q160 Deck General

(Sample Examination)

Choose the best answer to the following Multiple Choice Questions:

1. How is a safety shackle identified?

- (A) The design of the pin
- (B) The certification stamp
- (C) The shape
- (D) The color code

If choice a is selected set score to 1.

2. For safety reasons, a stage should only be rigged in which location?

- (A) Over the flat sides of a vessel
- (B) Over the dockside of the vessel
- (C) Over the bow or stern of a vessel
- (D) Over the open water side of the vessel

If choice d is selected set score to 1.

3. Using a safety factor of 6, determine the safe working load of manila line with a breaking stress of 8 tons.

- (A) 0.75 tons
- (B) 1.25 tons
- (C) 1.33 tons
- (D) 8.00 tons

If choice c is selected set score to 1.

4. Which letter shown in illustration D030DG below represents a clove hitch?

- (A) T
- (B) U
- (C) X
- (D) R

If choice c is selected set score to 1.

5. A natural fiber rope can be ruined by dampness. How is the line ruined?

- (A) It begins to rot
- (B) It shrinks
- (C) It stretches
- (D) It will unlay

If choice a is selected set score to 1.

6. Which type of line is best able to withstand sudden shock loads?

- (A) Nylon
- (B) Dacron
- (C) Manila
- (D) Polypropylene

If choice a is selected set score to 1.

7. In illustration D044DG below, what is the mooring line labeled "A" called?

- (A) Onshore stern line
- (B) After breast line
- (C) After spring line
- (D) Offshore stern line

If choice d is selected set score to 1.

8. You are ordering a new block to use with a 3-inch circumference manila line. Which represents a proper size block for this line?

- (A) 9-inch cheek, 6-inch sheave
- (B) 8-inch cheek, any size sheave
- (C) 6-inch cheek, 4-inch sheave
- (D) At least a 12-inch sheave

If choice a is selected set score to 1.

9. Which is a predictable result of a vessel nearing a bank or edge of a steep banked channel?

- (A) The vessel continues in a straight line, but with greatly reduced maneuverability
- (B) The vessel will be drawn bodily into the bank unless the engines are stopped
- (C) The bow sheers toward the bank
- (D) The stern is drawn to the bank as the bow sheers off

If choice d is selected set score to 1.

10. When you enter shallow water, which describes your vessel's rudder response and speed variations?

- (A) The response will improve and your speed will decrease
- (B) The response will improve and your speed will increase
- (C) The response will be sluggish and your speed will decrease
- (D) The response will be sluggish and your speed will increase

If choice c is selected set score to 1.

11. A vessel traveling down a narrow channel, especially if the draft is nearly equal to the depth of the water, may set off the nearer side. What is the name of this effect?

- (A) Squatting
- (B) Bank cushion
- (C) Bank suction
- (D) Smelling the bottom

If choice b is selected set score to 1.

12. Which statement is TRUE concerning River currents?

- (A) The currents pick up speed where the channel widens
- (B) The currents run slower in the center of the channel as opposed to the sides
- (C) Currents cause the greatest depth of water on the outside of a bend
- (D) A current will hug the inside of a bend

If choice c is selected set score to 1.

13. What is the main function of the center stud in an anchor chain?

- (A) It is designed to aid in the placement of the chain on the wildcat
- (B) It is designed to add holding power to the chain
- (C) It prevents the links from closing under strain
- (D) It prevents the links from fouling on each other

If choice c is selected set score to 1.

14. You have arrived at your anchorage location. You have put the engines astern prior to letting go the anchor. How will you know when the vessel has stopped making way?

- (A) The ship's Doppler log reads zero
- (B) An azimuth bearing on the beam remains steady
- (C) The backwash of the propeller reaches amidships
- (D) All of the above

If choice c is selected set score to 1.

15. Which statement is TRUE when using the anchor to steady the bow while approaching a dock?

- (A) Using an offshore anchor decreases the chances of the anchor holding
- (B) Steering control is ineffective in trying to turn to the side opposite to that of the anchor being used
- (C) The vessel will tend to take a large sheer towards the side where the anchor is down
- (D) The anchor cable must never lead under the hull

If choice a is selected set score to 1.

- 16.** You are using the anchor to steady the bow while maneuvering. When do you know you have the proper scope of anchor cable out?
- (A) When the cable enters the water at an angle between 60° and 85° from the horizontal
 - (B) If the scope is not more than 5 times the depth of the water
 - (C) When the anchor is just touching the bottom
 - (D) When the bow is held in position with the engines coming slowly ahead

If choice d is selected set score to 1.

- 17.** You are docking a vessel. When are the wind and current most favorable in this situation?
- (A) When they are crossing your course, both in the same direction
 - (B) When they are crossing your course, in opposite directions to the other
 - (C) When they are both setting you on the pier
 - (D) When they are both parallel to the pier from ahead

If choice d is selected set score to 1.

- 18.** When the period of beam seas equals the natural rolling period of a vessel, what will most likely occur?
- (A) Excessive rolling
 - (B) Excessive pitching
 - (C) Excessive yawing
 - (D) No change should be evident

If choice a is selected set score to 1.

- 19.** When making way in heavy seas you notice that your vessel's screw is being lifted clear of the water and racing. Which action will correct the situation?
- (A) Shift the rudder back and forth several times
 - (B) Increase the vessel's speed
 - (C) Shift more weight forward
 - (D) Decrease the vessel's speed

If choice d is selected set score to 1.

- 20.** Which term defines when a vessel is swinging from side to side off course due to quartering seas?
- (A) Rolling
 - (B) Yawing
 - (C) Pitchpoling
 - (D) Broaching

If choice b is selected set score to 1.

21. When is the effect of wind on exposed areas of the vessel most noticeable?

- (A) When going slow ahead
- (B) When turning
- (C) When backing
- (D) When going full ahead

If choice c is selected set score to 1.

22. When turning a ship in restricted space with a strong wind, which is the BEST action to take?

- (A) Go ahead on both engines with the rudder hard to one side, if on a twin-screw vessel
- (B) Back down with the rudder hard to one side, if on a single-screw vessel
- (C) Take advantage of the tendency to back to port, if on a twin-screw vessel
- (D) Turn so that the tendency to back into the wind can be used, if on a single-screw vessel

If choice d is selected set score to 1.

23. When passing a moored vessel in a narrow channel which actions will help minimize wake damage?

- (A) Reduce speed and make a notation in the bell book
- (B) Check the rudder several times while passing the vessel
- (C) Stay on outside of channel and make a notation in the logbook
- (D) Go half astern when abeam of the moored vessel

If choice a is selected set score to 1.

24. The possibility of wake damage can be reduced by following which action?

- (A) Passing close aboard to the moored vessel
- (B) Alternate engine speeds
- (C) Apply rudder in both port and starboard directions
- (D) Slow down when passing moored vessels

If choice d is selected set score to 1.

25. If you observe any situation which presents a safety or pollution hazard during fuel transfer operations, what action should you take FIRST?

- (A) Sound the fire alarm
- (B) Shut down the transfer operation
- (C) Close the valves at the transfer manifold
- (D) Notify the person in charge of the shore facility

If choice b is selected set score to 1.

26. According to U.S. regulations, what vessels are required to have the "Discharge of Oil Prohibited" placard?

- (A) Foreign vessels not in U.S. navigable waters
- (B) U.S. vessels less than 26 feet in length
- (C) U.S. vessels 26 feet or more in length
- (D) Foreign vessels when engaged in noncommercial service

If choice c is selected set score to 1.

27. While taking on fuel oil, the transfer hose leaks causing a sheen on the water. What action should you take?

- (A) Shut down operations
- (B) Reduce the rate of transfer
- (C) Apply dispersants to the sheen
- (D) Repair the leak with duct tape

If choice a is selected set score to 1.

28. What do pollution regulations require of each scupper and or drain that is located in an enclosed deck area?

- (A) The scuppers shall be a two-piece soft patch
- (B) The scuppers must be a soft rubber plug
- (C) The scuppers shall have a mechanical means of closing
- (D) The scuppers must be wooden plugs

If choice c is selected set score to 1.

29. Which is TRUE concerning the official number of a documented vessel?

- (A) It is not required to be marked anywhere on the vessel
- (B) It is required to be permanently marked on the vessel's structure
- (C) It is required to be painted on the vessel's stern
- (D) It is required to be painted on the vessel's bow

If choice b is selected set score to 1.

30. Which statement defines the term "gross tonnage"?

- (A) The weight of a vessel with all tanks full
- (B) The vessel's approximate volume less certain exempt spaces
- (C) The weight of a grossly overloaded vessel
- (D) The weight of the vessel measured in long tons

If choice b is selected set score to 1.

31. The Certificate of Inspection of a damaged tank barge has expired. What certificate authorizes the barge to move to a repair facility for repair and inspection?

- (A) Application for Inspection
- (B) Temporary Certificate of Inspection
- (C) Permit to Proceed
- (D) Change of Employment

If choice c is selected set score to 1.

32. Which agency assigns Load lines for U.S. vessels?

- (A) The Lloyd's Register of Shipping
- (B) The National Cargo Bureau
- (C) The American Bureau of Shipping
- (D) The U.S. Coast Guard

If choice c is selected set score to 1.

33. What is the primary purpose of a load line?

- (A) To establish transverse stability
- (B) To indicate the vessel's mean draft
- (C) To establish maximum amidships draft
- (D) To establish the vessel's GM

If choice c is selected set score to 1.

34. A seaman assaults the Second Mate and injures him with a beer bottle while the ship is at sea. The incident is logged in the Official Logbook. In subsequent suspension and revocation proceedings against the seaman, according to the regulations, which statement is TRUE?

- (A) The logbook entry is prima facie evidence of the facts if it complies with the law
- (B) The Second Mate and the Master must testify as to the facts of the assault
- (C) The logbook is inadmissible if the logbook entries do not conform to the law
- (D) The case will be dismissed if the logbook entries are improperly made

If choice a is selected set score to 1.

35. A mariner whose credential has been revoked shall not be issued another credential without which of the following?

- (A) Approval of the Commandant
- (B) Taking a new examination
- (C) Approval of an administrative law judge
- (D) Approval of the Officer-in-Charge, Marine Inspection

If choice a is selected set score to 1.

36. While assigned to a 90 GRT vessel, you are required to sign "foreign" articles on a voyage from Philadelphia to which port?

- (A) Montreal, Canada
- (B) Tampico, Mexico
- (C) San Francisco, CA
- (D) Baltimore, MD

If choice c is selected set score to 1.

37. The master or individual in charge of a vessel prepares a certificate of discharge for each mariner being discharged from the vessel. Which party receives the original copy?

- (A) Shipping Company
- (B) National Maritime Center
- (C) Mariner
- (D) Officer In Charge, Marine Inspection (OCMI)

If choice c is selected set score to 1.

38. You are signing on a crew. Which person is presenting a Merchant Mariner's Document (MMD) that you should suspect as being invalid?

- (A) An AB with an endorsement of "Any unlicensed rating in the deck department including Able Seaman"
- (B) A Chief Steward with an MMD only endorsed as "Steward's Dept. (FH)"
- (C) A Purser with an MMD only endorsed "See certificate of registry"
- (D) A seaman with an MMD only endorsed as "Bosun"

If choice d is selected set score to 1.

39. Which statement is true regarding the forecastle card?

- (A) It is also known as a Merchant Mariner's Document
- (B) It is posted in the crews' quarters and lists the emergency stations
- (C) It designates the quarters a seaman will occupy during a voyage
- (D) It advises the crew of the conditions of employment

If choice d is selected set score to 1.

40. According to Small Passenger Vessels Regulations, a vessel of less than 100 gross registered tons must be inspected by the Coast Guard when they carry more than how many passengers?

- (A) 12 passengers
- (B) 50 passengers
- (C) 6 passengers
- (D) 1 passenger

If choice c is selected set score to 1.

41. The definition of "partially protected waters", as used in the Regulations does not include which choice?

- (A) Harbors, lakes and similar waters determined by the OCMI to be protected waters
- (B) Sheltered waters presenting no special hazard
- (C) Waters within 20 nautical miles from the mouth of a harbor of safe refuge
- (D) The Great Lakes during the summer season

If choice b is selected set score to 1.

42. For what purpose may gasoline be used on small passenger vessels?

- (A) Cooking
- (B) Heating
- (C) Lighting
- (D) None of the above

If choice d is selected set score to 1.

43. Which statement is TRUE with reference to small passenger vessels cooking and heating equipment?

- (A) It may use liquefied petroleum gas
- (B) The system cannot use gasoline
- (C) It shall be suitable for marine use
- (D) All of the above

If choice d is selected set score to 1.

44. Whenever a "T-Boat" is hauled out for repairs or alterations affecting its safety, which is/are the appropriate action(s) to take?

- (A) Schedule a full safety equipment inspection
- (B) Notify the cognizant OCMI
- (C) Provide a complete set of plans to the Commandant for review
- (D) Both B and C

If choice b is selected set score to 1.

45. On vessels subject to 46 CFR Subchapter T, which statement is TRUE concerning Certification Expiration Date Stickers?

- (A) They must be placed on glass or other smooth surfaces where they may be removed without damage to the vessel
- (B) They are issued along with a valid Certificate of Inspection (COI) to indicate the date the COI expires
- (C) They must be readily visible to each passenger prior to boarding and to patrolling Coast Guard law enforcement personnel
- (D) All of the above

If choice d is selected set score to 1.

46. A vessels Certificate of Inspection will show which information? (small passenger vessel regulations)

- (A) The minimum firefighting and lifesaving equipment
- (B) The crew requirements
- (C) The route permitted
- (D) All of the above

If choice d is selected set score to 1.

47. Who is required be familiar with and post the Emergency Instructions in a conspicuous place accessible to crew and passengers? (small passenger vessel regulations)

- (A) The builder of the vessel
- (B) The classification society
- (C) The Master of the vessel
- (D) The U.S. Coast Guard

If choice c is selected set score to 1.

48. What must be mounted at a small passenger vessel's operating station for use by the Master and crew?

- (A) The location of the first aid kit
- (B) Emergency Instructions
- (C) A tide table for the area
- (D) Instructions on artificial respiration

If choice b is selected set score to 1.



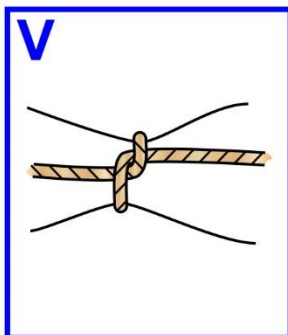
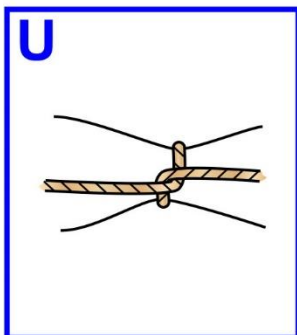

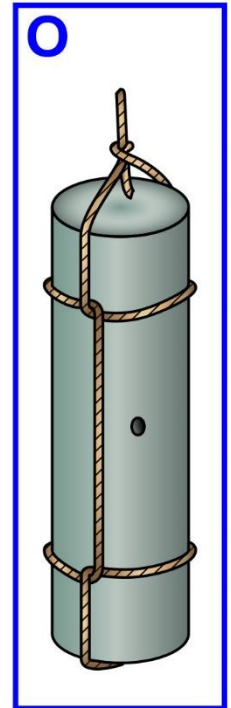


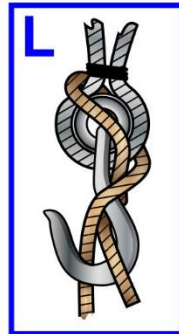

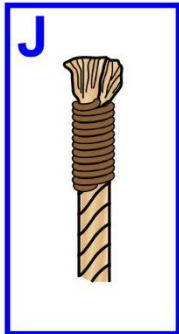
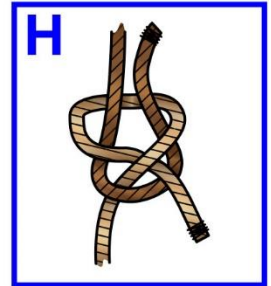


- 49.** A documented vessel's name is marked on a clearly visible exterior area of both sides of the bow and on the stern in block letters. What is the size requirement of the markings?
- (A) Not less than 6 inches in height
 - (B) Not less than 5 inches in height
 - (C) Not less than 4 inches in height
 - (D) Not less than 3 inches in height

If choice c is selected set score to 1.

- 50.** When shall the Master of a small passenger vessel conduct sufficient drills and give sufficient instruction?
- (A) Every week without fail
 - (B) At each crew change if new hires are reporting aboard for the first time
 - (C) Once every month weather permitting
 - (D) Frequent enough to ensure that all crew members are familiar with their duties during emergencies

If choice d is selected set score to 1.

D030DG



D044DG

